

Test Data Sheet

PM6 - 1.6D3 - UV

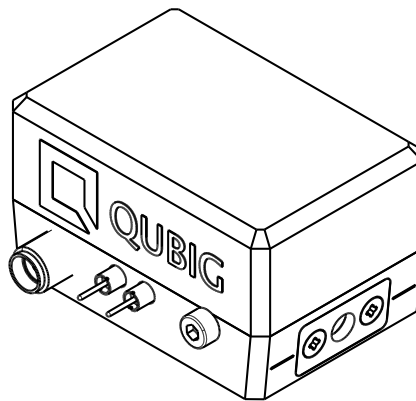
(old: EO-1.6D3-UV)

S/N:

Resonant electro-optic phase modulator

with

- hermetically dry-sealed housing
- temperature sensor (NTC)
- thermal crystal mount



RF properties	Value	Unit
Resonance frequency: f_0 ¹⁾	1.64	MHz
Bandwidth: $\Delta\nu$	11	kHz
Quality factor: Q	154	
Required RF power for 1rad @ 272nm	12.0	dBm
max. RF power: RF_{max} ³⁾	0.5	W

Optical properties		
EO crystal	DKDP	
Aperture	3x3	mm ²
Wavefront distortion (633nm)	$\lambda/8$	nm
recommended optical intensity (350nm)	<1	W/mm ²
AR coating (R<0.5%)	200 - 400	nm

¹⁾ at 30°C ²⁾ with 50Ω termination ³⁾ no damage with $RF_{in} < 1W$

Measured modulation

Fig. 1: Oscilloscope trace

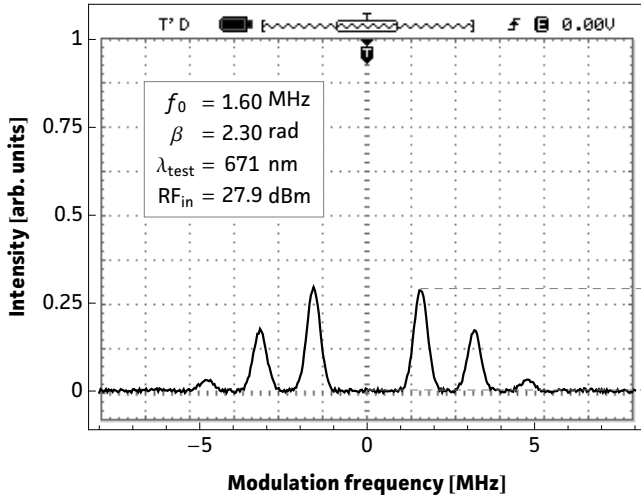


Fig. 2: Carrier/sideband ratio

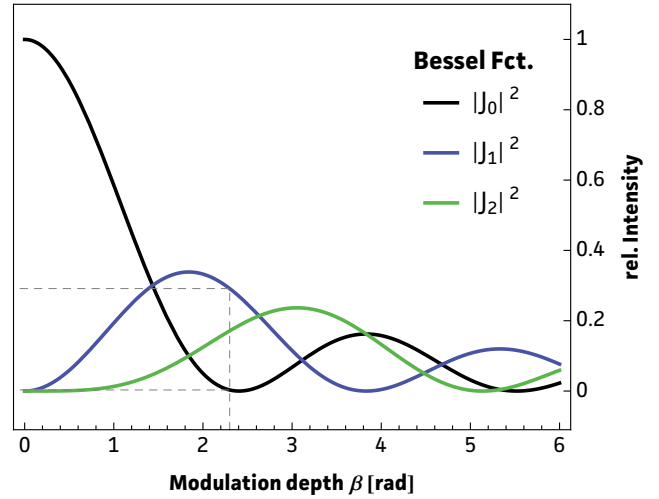


Table 1: Expected modulation

$\beta = 1$ rad	unit	λ_1	λ_2
λ	nm	272	671
P	dBm	12.	20.7
P	mW	16	116
U	V _p	1.3	3.4
U _{π}	V _p	4.	10.7
β / U	rad / V	0.79	0.29

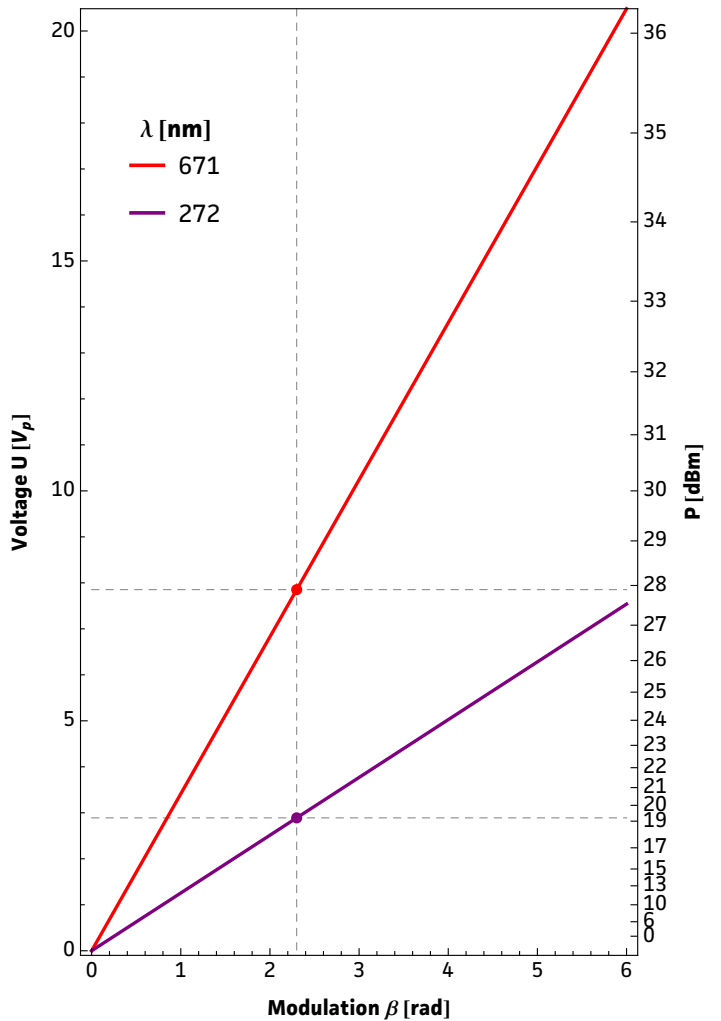


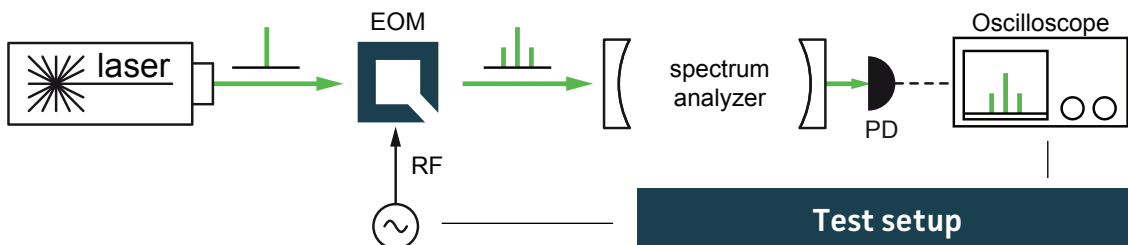
Fig.1: Recorded oscilloscope trace retrieved from a test setup as illustrated below.

Fig.2: Squared absolute values of first-kind Bessel functions vs. modulation depth. Vertical lines reveal the ratio between the carrier $|J_0|^2$ and the i^{th} sideband $|J_i|^2$ at a specific β .

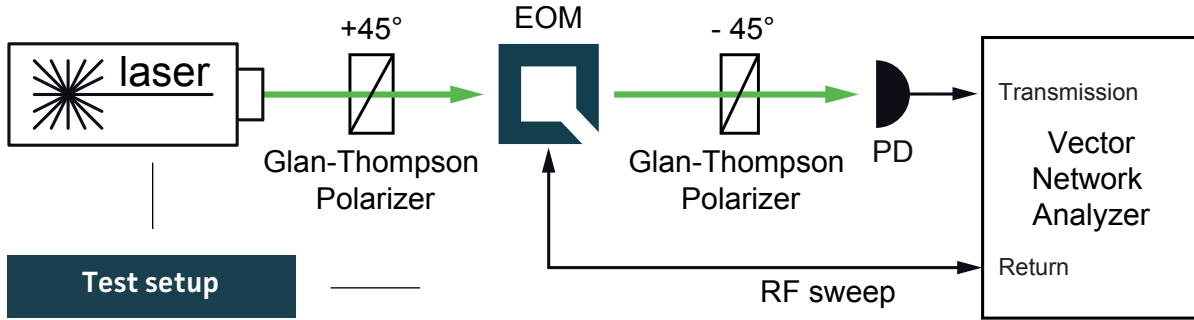
Fig.3: Dependency between RF amplitude and modulation depth for different wavelengths. Points on the curve allow to retrieve either the required RF amplitude for a specific/desired β or the max. achievable modulation depth for a given/available RF power.

Table 1: Expected RF-amplitude/-power values and conversion factors for the required wavelength at the reference modulation depth of 1 rad. **Note:** Experimentally recorded modulation depth displayed in Fig.1 might vary from the respective values ($\beta=1$ rad) provided in the table.

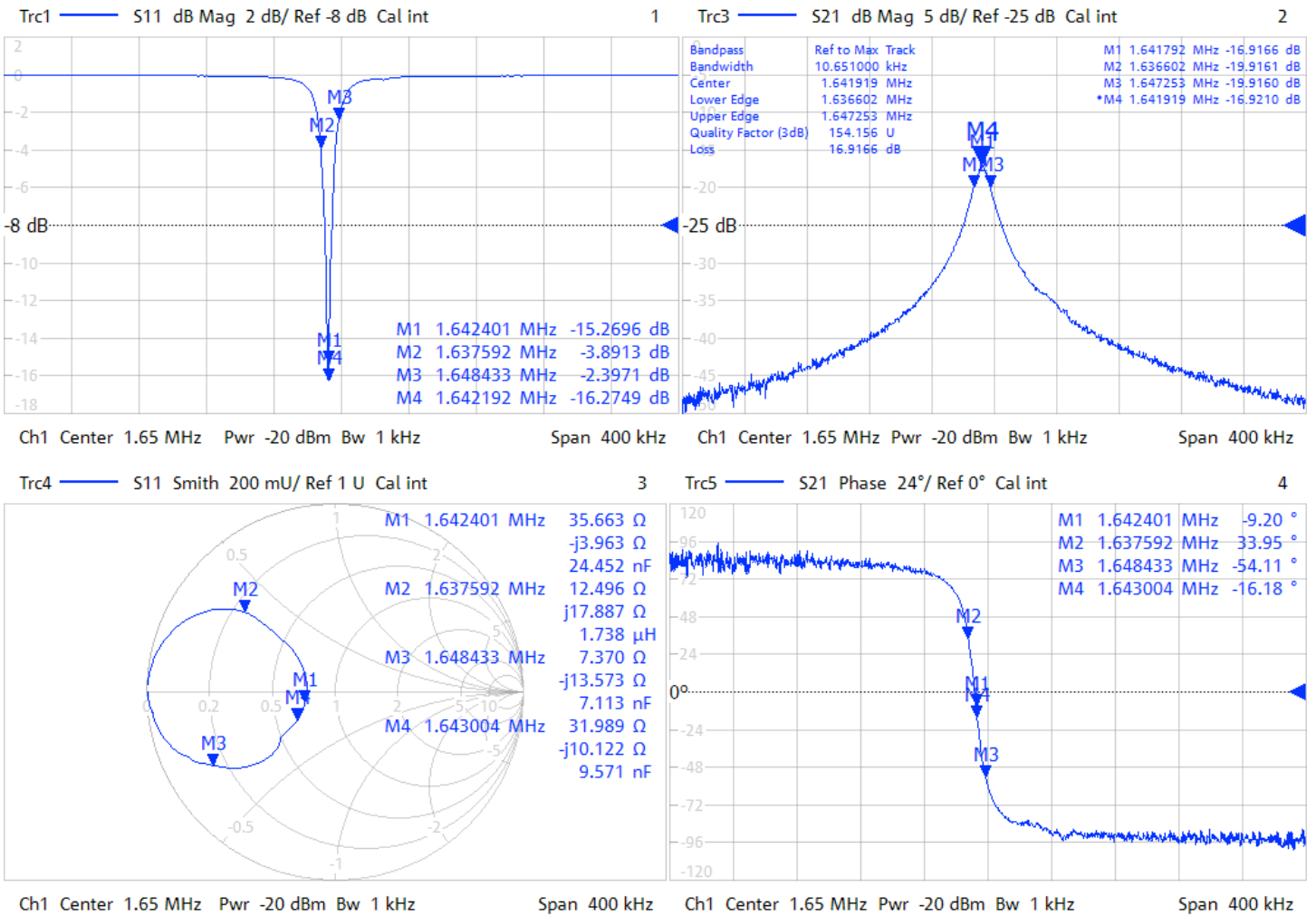
Fig. 3: RF-signal amplitude vs. modulation depth



Resonance characteristics



6/22/2018 10:29:04 AM
1328.5170K92-100178-XI

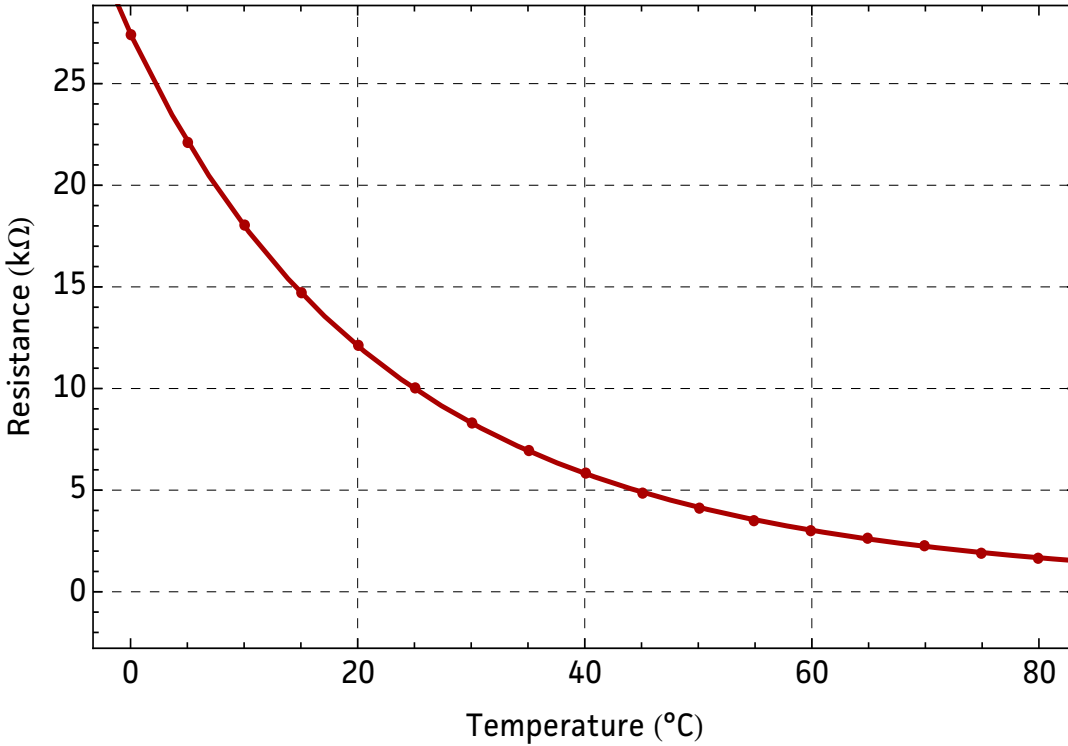


TXC-option information

NTC characteristics

NTC part number	Resistance (25°C) (ohm)	B-Constant (25-50°C) (K)	Operating Current for Sensor (25°C) (mA)	Rated Electric Power (25°C) (mW)	Typical Dissipation Constant (25°C) (mW/°C)	Thermal Time Constant (25°C) (s)
NXFT15XH103FA2B050	10k +/- 1%	3380 +/- 1%	0.12	7.5	1.5	4

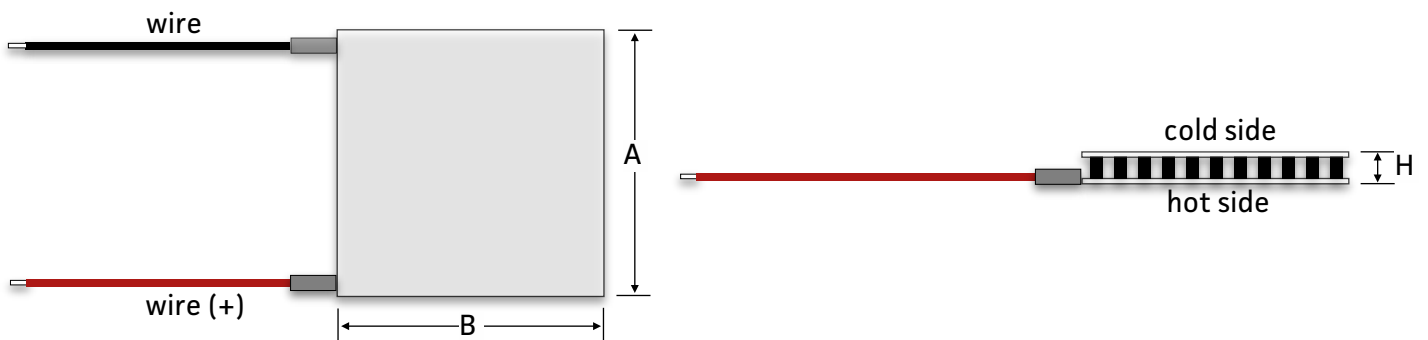
- Operating Current for Sensor rises Thermistor's temperature by 0.1°C
- Rated Electric Power shows the required electric power that causes Thermistors's temperature to rise to 30°C by self heating, at ambient temperature of 25°C.



Part Number	NXFT15XH103
Resistance	10kΩ
B-Constant	3380K
Temp. (°C)	Resistance (kΩ)
-40	197.388
-35	149.395
-30	114.345
-25	88.381
-20	68.915
-15	54.166
-10	42.889
-5	34.196
0	27.445
5	22.165
10	18.010
15	14.720
20	12.099
25	10.000
30	8.309
35	6.939
40	5.824
45	4.911
50	4.160
55	3.539
60	3.024
65	2.593
70	2.233
75	1.929
80	1.673
85	1.455
90	1.270
95	1.112
100	0.976
105	0.860
110	0.759
115	0.673
120	0.598
125	0.532

TEC characteristics:

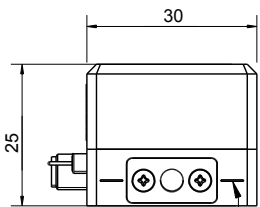
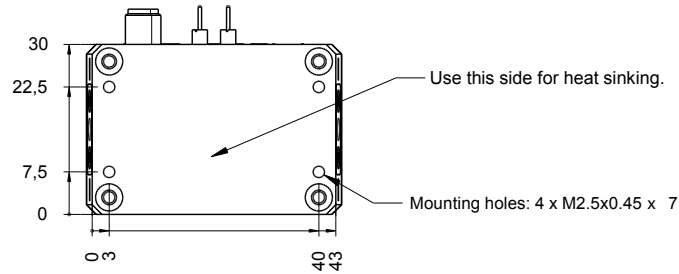
TEC part number	I _{max} (A)	U _{max} (V)	Q _{cmax} (W)	ΔT _{max} (K)	T _{max} (°C)	A (mm)	B (mm)	H (mm)	ID (mm)	Sealing
UEPT-130-127-036E200S-120	4.0	15.2	37.7	66	125	30.0	30.0	3.1	w/o	Silicon



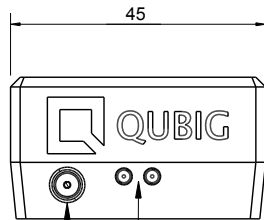
Handling instructions

- The EOM housing is hermetically sealed. There are no user serviceable parts inside. None of the screws, except the one for frequency tuning, must be loosened at any time! Crystal will be damaged otherwise.
- Input laser polarization must be aligned orthogonal to the white markers on the housing
- Please handle device carefully. Avoid shock. Don't drop.
- Slight angle adjustment can reduce unwanted residual amplitude modulation (RAM)

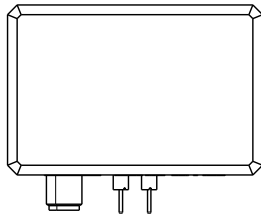
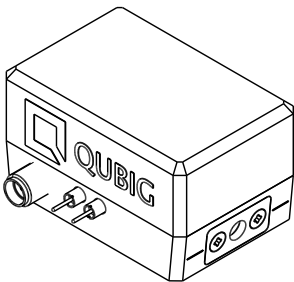
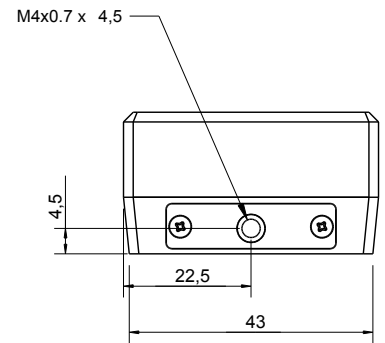
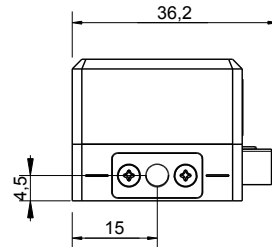
Package drawing



Laser polarisation (linear!) orthogonal to horizontal markers.



RF_in SMA, 50Ohm hermetically sealed
Temperature sensor pins (Feedthrough capacitors)



Tested by:

Tel: +49 89 2302 9101
 Fax: +49 89 2302 9102
 eMail: mail@qubig.com
 web: www.qubig.com

Qubig GmbH
 Balanstr. 57
 81541 Munich
 Germany